

MINISTRY OF CORPORATE AFFAIRS
RECEIPT
G.A.R.7

SRN : F69416311

Service Request Date : 19/10/2023

Payment made into : ICICI Bank

Received From :

Name : JK PAPER LIMITED SECRETARIAL DEPARTMENT

Address : Nehru House, 4,
Bahadur Shah Zafar Marg
Delhi, Delhi
IN - 110002

Entity on whose behalf money is paid

CIN: L21010GJ1960PLC018099

Name : JK PAPER LIMITED

Address : P.O. Central Pulp Mills
Fort Songarh,
District Tapi, Gujarat
India - 394660

Full Particulars of Remittance

Service Type: eFiling

| Service Description | Type of Fee | Amount(Rs.) |
|--|-------------|---------------|
| Fee for Form MGT-7 for the financial year ending on 2023 | Normal | 600.00 |
| Total | | 600.00 |

Mode of Payment: Credit Card- ICICI Bank

Received Payment Rupees: Six Hundred Only

Note –The Registrar may examine this eForm any time after the same is processed by the system under Straight Through Process (STP). In case any defects or incompleteness in any respect is noticed by the Registrar , then this eForm shall be treated and labeled as defective and the eForm shall have to be filed afresh with the fee and additional fee, as applicable. (Please refer Rule 10 of the Companies (Registration offices offices and Fees) Rules, 2014)

FORM NO. MGT-7

[Pursuant to sub-Section(1) of section 92 of the Companies Act, 2013 and sub-rule (1) of rule 11 of the Companies (Management and Administration) Rules, 2014]

**Annual Return**
(other than OPCs and Small Companies)Form language English Hindi

Refer the instruction kit for filing the form.

I. REGISTRATION AND OTHER DETAILS

(i) * Corporate Identification Number (CIN) of the company

L21010GJ1960PLC018099

Pre-fill

Global Location Number (GLN) of the company

* Permanent Account Number (PAN) of the company

AAACT6305N

(ii) (a) Name of the company

JK PAPER LIMITED

(b) Registered office address

P.O. Central Pulp Mills
Fort Songarh,
District Tapi
Gujarat
394660

(c) *e-mail ID of the company

deepak.gupta@jkm.com

(d) *Telephone number with STD code

02624220138

(e) Website

www.jkpaper.com

(iii) Date of Incorporation

04/07/1960

| Type of the Company | Category of the Company | Sub-category of the Company |
|---------------------|---------------------------|-------------------------------|
| Public Company | Company limited by shares | Indian Non-Government company |

(v) Whether company is having share capital

 Yes No

(vi) *Whether shares listed on recognized Stock Exchange(s)

 Yes No

(a) Details of stock exchanges where shares are listed

| S. No. | Stock Exchange Name | Code |
|--------|--------------------------------------|-------|
| 1 | BSE LIMITED | 1 |
| 2 | National Stock Exchange of India Ltd | 1,024 |

(b) CIN of the Registrar and Transfer Agent

U67120WB2011PLC165872

Pre-fill

Name of the Registrar and Transfer Agent

MCS SHARE TRANSFER AGENT LIMITED

Registered office address of the Registrar and Transfer Agents

383 LAKE GARDENS
1ST FLOOR

(vii) *Financial year From date 01/04/2022 (DD/MM/YYYY) To date 31/03/2023 (DD/MM/YYYY)

(viii) *Whether Annual general meeting (AGM) held Yes No

(a) If yes, date of AGM 01/09/2023

(b) Due date of AGM 30/09/2023

(c) Whether any extension for AGM granted Yes No

II. PRINCIPAL BUSINESS ACTIVITIES OF THE COMPANY

*Number of business activities

1

| S.No | Main Activity group code | Description of Main Activity group | Business Activity Code | Description of Business Activity | % of turnover of the company |
|------|--------------------------|------------------------------------|------------------------|---|------------------------------|
| 1 | C | Manufacturing | C3 | Wood and wood products, furniture, paper and paper products | 99.8 |

III. PARTICULARS OF HOLDING, SUBSIDIARY AND ASSOCIATE COMPANIES (INCLUDING JOINT VENTURES)

*No. of Companies for which information is to be given

8

Pre-fill All

| S.No | Name of the company | CIN / FCRN | Holding/ Subsidiary/Associate/ Joint Venture | % of shares held |
|------|--------------------------|-----------------------|--|------------------|
| 1 | JAYKAYPUR INFRASTRUCTURE | U45201OR2008PLC010523 | Subsidiary | 100 |
| 2 | SONGADH INFRASTRUCTURE & | U45203GJ2009PLC055810 | Subsidiary | 100 |

| | | | | |
|---|-------------------------------------|-----------------------|------------|-------|
| 3 | JK Paper International (Singapore) | | Subsidiary | 100 |
| 4 | ENVIRO TECH VENTURES LIMITED | U73100GJ2007PLC075963 | Subsidiary | 96.08 |
| 5 | THE SIRPUR PAPER MILLS LTD | U21010TG1938PLC000591 | Subsidiary | 96.27 |
| 6 | JKPL PACKAGING PRODUCTS LIMITED | U36991DL2021PLC383047 | Subsidiary | 100 |
| 7 | HORIZON PACKS PRIVATE LIMITED | U21014MH2001PTC133116 | Subsidiary | 85 |
| 8 | SECURIPAX PACKAGING PRIVATE LIMITED | U74999DL1980PTC122583 | Subsidiary | 85 |

IV. SHARE CAPITAL, DEBENTURES AND OTHER SECURITIES OF THE COMPANY

(i) *SHARE CAPITAL

(a) Equity share capital

| Particulars | Authorised capital | Issued capital | Subscribed capital | Paid up capital |
|---|--------------------|----------------|--------------------|-----------------|
| Total number of equity shares | 300,000,000 | 169,402,344 | 169,402,344 | 169,402,344 |
| Total amount of equity shares (in Rupees) | 3,000,000,000 | 1,694,023,440 | 1,694,023,440 | 1,694,023,440 |

Number of classes

1

| Class of Shares | Authorised capital | Issued capital | Subscribed capital | Paid up capital |
|---|--------------------|----------------|--------------------|-----------------|
| EQUITY SHARES | | | | |
| Number of equity shares | 300,000,000 | 169,402,344 | 169,402,344 | 169,402,344 |
| Nominal value per share (in rupees) | 10 | 10 | 10 | 10 |
| Total amount of equity shares (in rupees) | 3,000,000,000 | 1,694,023,440 | 1,694,023,440 | 1,694,023,440 |

(b) Preference share capital

| Particulars | Authorised capital | Issued capital | Subscribed capital | Paid-up capital |
|---|--------------------|----------------|--------------------|-----------------|
| Total number of preference shares | 20,000,000 | 0 | 0 | 0 |
| Total amount of preference shares (in rupees) | 2,000,000,000 | 0 | 0 | 0 |

Number of classes

1

| Class of shares | Authorised capital | Issued capital | Subscribed capital | Paid up capital |
|---|--------------------|----------------|--------------------|-----------------|
| PREFERENCE SHARES | | | | |
| Number of preference shares | 20,000,000 | 0 | 0 | 0 |
| Nominal value per share (in rupees) | 100 | 100 | 100 | 100 |
| Total amount of preference shares (in rupees) | 2,000,000,000 | 0 | 0 | 0 |

(c) Unclassified share capital

| Particulars | Authorised Capital |
|-------------------------------------|--------------------|
| Total amount of unclassified shares | 0 |

(d) Break-up of paid-up share capital

| Class of shares | Number of shares | | | Total nominal amount | Total Paid-up amount | Total premium |
|---|------------------|-------------|-------------|----------------------|----------------------|---------------|
| | Physical | DEMAT | Total | | | |
| Equity shares | | | | | | |
| At the beginning of the year | 4,336,134 | 165,066,210 | 169,402,344 | 1,694,023,400 | 1,694,023,400 | |
| Increase during the year | 0 | 8 | 8 | 0 | 0 | 0 |
| i. Public Issues | 0 | 0 | 0 | 0 | 0 | 0 |
| ii. Rights issue | 0 | 0 | 0 | 0 | 0 | 0 |
| iii. Bonus issue | 0 | 0 | 0 | 0 | 0 | 0 |
| iv. Private Placement/ Preferential allotment | 0 | 0 | 0 | 0 | 0 | 0 |
| v. ESOPs | 0 | 0 | 0 | 0 | 0 | 0 |
| vi. Sweat equity shares allotted | 0 | 0 | 0 | 0 | 0 | 0 |
| vii. Conversion of Preference share | 0 | 0 | 0 | 0 | 0 | |
| viii. Conversion of Debentures | 0 | 0 | 0 | 0 | 0 | 0 |
| ix. GDRs/ADRs | 0 | 0 | 0 | 0 | 0 | 0 |
| x. Others, specify | | 8 | 8 | | | |
| Shares dematerialised during the financial year | | | | | | |
| Decrease during the year | 8 | 0 | 8 | 0 | 0 | 0 |
| i. Buy-back of shares | 0 | 0 | 0 | 0 | 0 | |
| ii. Shares forfeited | 0 | 0 | 0 | 0 | 0 | 0 |
| iii. Reduction of share capital | 0 | 0 | 0 | 0 | 0 | 0 |

| | | | | | | |
|---|-----------|-------------|-----------|-------------|------------|---|
| iv. Others, specify | 8 | | 8 | | | |
| Shares dematerialised during the financial year | | | | | | |
| At the end of the year | 4,336,126 | 165,066,218 | 169402344 | 1,694,023,4 | 1,694,023, | |
| Preference shares | | | | | | |
| At the beginning of the year | 0 | 0 | 0 | 0 | 0 | |
| Increase during the year | 0 | 0 | 0 | 0 | 0 | 0 |
| i. Issues of shares | 0 | 0 | 0 | 0 | 0 | 0 |
| ii. Re-issue of forfeited shares | 0 | 0 | 0 | 0 | 0 | 0 |
| iii. Others, specify | | | | | | |
| | | | | | | |
| Decrease during the year | 0 | 0 | 0 | 0 | 0 | 0 |
| i. Redemption of shares | 0 | 0 | 0 | 0 | 0 | 0 |
| ii. Shares forfeited | 0 | 0 | 0 | 0 | 0 | 0 |
| iii. Reduction of share capital | 0 | 0 | 0 | 0 | 0 | 0 |
| iv. Others, specify | | | | | | |
| | | | | | | |
| At the end of the year | 0 | 0 | 0 | 0 | 0 | |

ISIN of the equity shares of the company

INE789E01012

(ii) Details of stock split/consolidation during the year (for each class of shares)

0

| Class of shares | | (i) | (ii) | (iii) |
|------------------------------|----------------------|-----|------|-------|
| Before split / Consolidation | Number of shares | | | |
| | Face value per share | | | |
| After split / Consolidation | Number of shares | | | |
| | Face value per share | | | |

(iii) Details of shares/Debentures Transfers since closure date of last financial year (or in the case of the first return at any time since the incorporation of the company) *

Nil

[Details being provided in a CD/Digital Media]

Yes No Not Applicable

Separate sheet attached for details of transfers

Yes No

Note: In case list of transfer exceeds 10, option for submission as a separate sheet attachment or submission in a CD/Digital Media may be shown.

| | | | |
|--|--|--|--|
| Date of the previous annual general meeting | | <input style="width: 100%;" type="text"/> | |
| Date of registration of transfer (Date Month Year) | | <input style="width: 100%;" type="text"/> | |
| Type of transfer | <input style="width: 50%;" type="text"/> | 1 - Equity, 2- Preference Shares,3 - Debentures, 4 - Stock | |
| Number of Shares/ Debentures/ Units Transferred | <input style="width: 50%;" type="text"/> | Amount per Share/ Debenture/Unit (in Rs.) | <input style="width: 50%;" type="text"/> |
| Ledger Folio of Transferor | | <input style="width: 100%;" type="text"/> | |
| Transferor's Name | <input style="width: 50%;" type="text"/> | <input style="width: 50%;" type="text"/> | <input style="width: 50%;" type="text"/> |
| | Surname | middle name | first name |
| Ledger Folio of Transferee | | <input style="width: 100%;" type="text"/> | |
| Transferee's Name | <input style="width: 50%;" type="text"/> | <input style="width: 50%;" type="text"/> | <input style="width: 50%;" type="text"/> |
| | Surname | middle name | first name |
| Date of registration of transfer (Date Month Year) | | <input style="width: 100%;" type="text"/> | |
| Type of transfer | <input style="width: 50%;" type="text"/> | 1 - Equity, 2- Preference Shares,3 - Debentures, 4 - Stock | |
| Number of Shares/ Debentures/ Units Transferred | <input style="width: 50%;" type="text"/> | Amount per Share/ Debenture/Unit (in Rs.) | <input style="width: 50%;" type="text"/> |

| | | | | | | |
|----------------------------|----------------------|--|----------------------|----------------------|----------------------|--|
| Ledger Folio of Transferor | | | | <input type="text"/> | | |
| Transferor's Name | <input type="text"/> | | <input type="text"/> | | <input type="text"/> | |
| | Surname | | middle name | | first name | |
| Ledger Folio of Transferee | | | | <input type="text"/> | | |
| Transferee's Name | <input type="text"/> | | <input type="text"/> | | <input type="text"/> | |
| | Surname | | middle name | | first name | |

(iv) *Debentures (Outstanding as at the end of financial year)

| Particulars | Number of units | Nominal value per unit | Total value |
|-------------------------------|-----------------|------------------------|---------------|
| Non-convertible debentures | 46,000 | 100000 | 4,097,500,000 |
| Partly convertible debentures | 0 | 0 | 0 |
| Fully convertible debentures | 0 | 0 | 0 |
| Total | | | 4,097,500,000 |

Details of debentures

| Class of debentures | Outstanding as at the beginning of the year | Increase during the year | Decrease during the year | Outstanding as at the end of the year |
|--------------------------------------|---|--------------------------|--------------------------|---------------------------------------|
| Non-convertible debentures | 4,399,000,000 | 0 | 301,500,000 | 4,097,500,000 |
| Partly convertible debentures | 0 | 0 | 0 | 0 |
| Fully convertible debentures | 0 | 0 | 0 | 0 |

(v) Securities (other than shares and debentures)

0

| Type of Securities | Number of Securities | Nominal Value of each Unit | Total Nominal Value | Paid up Value of each Unit | Total Paid up Value |
|--------------------|----------------------|----------------------------|----------------------|----------------------------|----------------------|
| | | | | | |
| | | | | | |
| Total | <input type="text"/> | | <input type="text"/> | | <input type="text"/> |

V. *Turnover and net worth of the company (as defined in the Companies Act, 2013)

(i) Turnover

65,436,786,187

(ii) Net worth of the Company

34,966,005,478

VI. (a) *SHARE HOLDING PATTERN - Promoters

| S. No. | Category | Equity | | Preference | |
|--------|---|------------------|------------|------------------|------------|
| | | Number of shares | Percentage | Number of shares | Percentage |
| 1. | Individual/Hindu Undivided Family | | | | |
| | (i) Indian | 3,736,743 | 2.21 | 0 | |
| | (ii) Non-resident Indian (NRI) | 0 | 0 | 0 | |
| | (iii) Foreign national (other than NRI) | 0 | 0 | 0 | |
| 2. | Government | | | | |
| | (i) Central Government | 0 | 0 | 0 | |
| | (ii) State Government | 0 | 0 | 0 | |
| | (iii) Government companies | 0 | 0 | 0 | |
| 3. | Insurance companies | 0 | 0 | 0 | |
| 4. | Banks | 0 | 0 | 0 | |
| 5. | Financial institutions | 0 | 0 | 0 | |
| 6. | Foreign institutional investors | 0 | 0 | 0 | |
| 7. | Mutual funds | 0 | 0 | 0 | |
| 8. | Venture capital | 0 | 0 | 0 | |
| 9. | Body corporate (not mentioned above) | 80,343,468 | 47.43 | 0 | |
| 10. | Others | 0 | 0 | 0 | |
| | Total | 84,080,211 | 49.64 | 0 | 0 |

Total number of shareholders (promoters)

19

(b) *SHARE HOLDING PATTERN - Public/Other than promoters

| S. No. | Category | Equity | | Preference | |
|--------|----------|------------------|------------|------------------|------------|
| | | Number of shares | Percentage | Number of shares | Percentage |

| | | | | | |
|-----|---|------------|-------|---|---|
| 1. | Individual/Hindu Undivided Family | | | | |
| | (i) Indian | 48,781,980 | 28.8 | 0 | |
| | (ii) Non-resident Indian (NRI) | 2,691,841 | 1.59 | 0 | |
| | (iii) Foreign national (other than NRI) | 0 | 0 | 0 | |
| 2. | Government | | | | |
| | (i) Central Government | 0 | 0 | 0 | |
| | (ii) State Government | 0 | 0 | 0 | |
| | (iii) Government companies | 0 | 0 | 0 | |
| 3. | Insurance companies | 0 | 0 | 0 | |
| 4. | Banks | 0 | 0 | 0 | |
| 5. | Financial institutions | 0 | 0 | 0 | |
| 6. | Foreign institutional investors | 19,461,411 | 11.49 | 0 | |
| 7. | Mutual funds | 3,094,513 | 1.83 | 0 | |
| 8. | Venture capital | 0 | 0 | 0 | |
| 9. | Body corporate (not mentioned above) | 7,990,130 | 4.72 | 0 | |
| 10. | Others ALTERNATE INVESTMENT FUND | 3,302,258 | 1.95 | 0 | |
| | Total | 85,322,133 | 50.38 | 0 | 0 |

Total number of shareholders (other than promoters)

127,274

**Total number of shareholders (Promoters+Public/
Other than promoters)**

127,293

(c) *Details of Foreign institutional investors' (FIIs) holding shares of the company

152

| Name of the FII | Address | Date of Incorporation | Country of Incorporation | Number of shares held | % of shares held |
|---------------------|--------------------------------|-----------------------|--------------------------|-----------------------|------------------|
| LOS ANGELES CITY EM | CITIBANK N.A. CUSTODY SERVICE: | | | 18,806 | 0.01 |
| THE EMERGING MARK | CITIBANK N.A. CUSTODY SERVICE: | | | 272,095 | 0.16 |
| UTAH STATE RETIREM | CITIBANK N.A. CUSTODY SERVICE: | | | 4,769 | 0 |
| CITY OF LOS ANGELES | CITIBANK N.A. CUSTODY SERVICE: | | | 26,949 | 0.02 |

| Name of the FII | Address | Date of Incorporation | Country of Incorporation | Number of shares held | % of shares held |
|---------------------|-------------------------------|-----------------------|--------------------------|-----------------------|------------------|
| NORTHERN TRUST CO | CITIBANK N.A. CUSTODY SERVICE | | | 6,322 | 0 |
| DIMENSIONAL EMER | CITIBANK N.A. CUSTODY SERVICE | | | 463,654 | 0.27 |
| DFA AUSTRALIA LIMI | CITIBANK N.A. CUSTODY SERVICE | | | 21,459 | 0.01 |
| 1199 SEIU HEALTH CA | CITIBANK N.A. CUSTODY SERVICE | | | 44,795 | 0.03 |
| WORLD EX U.S. TARGE | CITIBANK N.A. CUSTODY SERVICE | | | 21,843 | 0.01 |
| MISSOURI LOCAL GOV | CITIBANK N.A. CUSTODY SERVICE | | | 34,248 | 0.02 |
| GOVERNMENT PENSIO | CITIBANK N.A. CUSTODY SERVICE | | | 313,500 | 0.19 |
| MORGAN STANLEY AS | CITIBANK N.A. CUSTODY SERVICE | | | 936,898 | 0.55 |
| JOHN HANCOCK VARI | CITIBANK N.A. CUSTODY SERVICE | | | 7,330 | 0 |
| JOHN HANCOCK FUN | CITIBANK N.A. CUSTODY SERVICE | | | 7,345 | 0 |
| AJOVISTA EMERGING | CITIBANK N.A. CUSTODY SERVICE | | | 533 | 0 |
| VICTORY SOPHUS EM | CITIBANK N.A. CUSTODY SERVICE | | | 439,905 | 0.26 |
| VICTORY SOPHUS EM | CITIBANK N.A. CUSTODY SERVICE | | | 28,973 | 0.02 |
| VICTORY SOPHUS EM | CITIBANK N.A. CUSTODY SERVICE | | | 28,049 | 0.02 |
| EMERGING MARKETS | CITIBANK N.A. CUSTODY SERVICE | | | 23,570 | 0.01 |
| THE BOEING COMPAN | CITIBANK N.A. CUSTODY SERVICE | | | 57,435 | 0.03 |
| EMERGING MARKETS | CITIBANK N.A. CUSTODY SERVICE | | | 13,452 | 0.01 |
| WISDOMTREE INDIA I | CITIBANK N.A. CUSTODY SERVICE | | | 70,315 | 0.04 |
| USAA MUTUAL FUND | CITIBANK N.A. CUSTODY SERVICE | | | 357,042 | 0.21 |
| WISDOM TREE ISSUER | CITIBANK N.A. CUSTODY SERVICE | | | 2,137 | 0 |
| FIRST COMMERCIAL E | CITIBANK N.A. CUSTODY SERVICE | | | 70,000 | 0.04 |

VII. *NUMBER OF PROMOTERS, MEMBERS, DEBENTURE HOLDERS
(Details, Promoters, Members (other than promoters), Debenture holders)

| Details | At the beginning of the year | At the end of the year |
|-----------------------------------|------------------------------|------------------------|
| Promoters | 19 | 19 |
| Members (other than promoters) | 95,471 | 127,274 |
| Debenture holders | 1 | 1 |

VIII. DETAILS OF DIRECTORS AND KEY MANAGERIAL PERSONNEL

(A) *Composition of Board of Directors

| Category | Number of directors at the beginning of the year | | Number of directors at the end of the year | | Percentage of shares held by directors as at the end of year | |
|--|--|---------------|--|---------------|--|---------------|
| | Executive | Non-executive | Executive | Non-executive | Executive | Non-executive |
| A. Promoter | 0 | 0 | 0 | 0 | 0 | 0 |
| B. Non-Promoter | 2 | 10 | 2 | 10 | 0.27 | 0.57 |
| (i) Non-Independent | 2 | 4 | 2 | 4 | 0.27 | 0.57 |
| (ii) Independent | 0 | 6 | 0 | 6 | 0 | 0 |
| C. Nominee Directors representing | 0 | 0 | 0 | 0 | 0 | 0 |
| (i) Banks & FIs | 0 | 0 | 0 | 0 | 0 | 0 |
| (ii) Investing institutions | 0 | 0 | 0 | 0 | 0 | 0 |
| (iii) Government | 0 | 0 | 0 | 0 | 0 | 0 |
| (iv) Small share holders | 0 | 0 | 0 | 0 | 0 | 0 |
| (v) Others | 0 | 0 | 0 | 0 | 0 | 0 |
| Total | 2 | 10 | 2 | 10 | 0.27 | 0.57 |

Number of Directors and Key managerial personnel (who is not director) as on the financial year end date 14

(B) (i) *Details of directors and Key managerial personnel as on the closure of financial year

| Name | DIN/PAN | Designation | Number of equity share(s) held | Date of cessation (after closure of financial year : If any) |
|---------------------|----------|-------------|--------------------------------|--|
| SHRI BHARAT HARI SI | 00041156 | Director | 245,600 | |

| Name | DIN/PAN | Designation | Number of equity share(s) held | Date of cessation (after closure of financial year : If any) |
|---------------------|------------|---------------------|--------------------------------|--|
| SHRI HARSH PATI SIN | 00086742 | Managing Director | 454,650 | |
| SHRI ANOOP SETH | 00239653 | Director | 0 | |
| SMT. DEEPA GOPALA | 07862942 | Director | 0 | |
| SHRI DHIRENDRA KUI | 00153773 | Director | 0 | |
| SHRI HARSHAVARDH | 00047466 | Director | 0 | |
| SHRI RAJYA VARDHA | 00003792 | Director | 0 | |
| SHRI SANDIP SOMAN | 00053597 | Director | 0 | |
| SHRI SHAILENDRA SV | 00167799 | Director | 0 | 23/08/2023 |
| SHRI SUSHIL KUMAR | 00309302 | Director | 0 | |
| SMT. VINITA SINGHAN | 00042983 | Director | 732,350 | |
| SHRI AMAR SINGH ME | 00030694 | Whole-time director | 0 | |
| SHRI KARUPPAN CHE | AAOPV2899N | CFO | 0 | |
| SHRI DEEPAK GUPTA | ABSPG5513H | Company Secretar | 0 | |

(ii) Particulars of change in director(s) and Key managerial personnel during the year

8

| Name | DIN/PAN | Designation at the beginning / during the financial year | Date of appointment/ change in designation/ cessation | Nature of change (Appointment/ Change in designation/ Cessation) |
|---------------------|------------|--|---|--|
| SHRI VIRUPAKSHAN K | AFKPK5413J | CFO | 14/05/2022 | Cessation |
| SHRI HARSHAVARDH | 00047466 | Additional director | 29/07/2022 | Appointment |
| SHRI ARUN BHARAT F | 00694766 | Director | 23/08/2022 | Cessation |
| SHRI MRIDU HARI DAL | 00009529 | Director | 23/08/2022 | Cessation |
| SHRI ANOOP SETH | 00239653 | Additional director | 27/09/2022 | Appointment |
| SHRI HARSHAVARDH | 00047466 | Director | 06/09/2022 | Change in designation |
| SHRI ANOOP SETH | 00239653 | Director | 17/11/2022 | Change in designation |
| SHRI KARUPPAN CHE | AAOPV2899N | CFO | 14/05/2022 | Appointment |

IX. MEETINGS OF MEMBERS/CLASS OF MEMBERS/BOARD/COMMITTEES OF THE BOARD OF DIRECTORS

A. MEMBERS/CLASS /REQUISITIONED/NCLT/COURT CONVENED MEETINGS

Number of meetings held

| Type of meeting | Date of meeting | Total Number of Members entitled to attend meeting | Attendance | |
|----------------------|-----------------|--|----------------------------|-------------------------|
| | | | Number of members attended | % of total shareholding |
| ANNUAL GENERAL MEETI | 06/09/2022 | 105,143 | 88 | 49.64 |

B. BOARD MEETINGS

*Number of meetings held

| S. No. | Date of meeting | Total Number of directors associated as on the date of meeting | Attendance | |
|--------|-----------------|--|------------------------------|-----------------|
| | | | Number of directors attended | % of attendance |
| 1 | 13/05/2022 | 12 | 11 | 91.67 |
| 2 | 29/07/2022 | 13 | 13 | 100 |
| 3 | 02/11/2022 | 12 | 10 | 83.33 |
| 4 | 21/11/2022 | 12 | 12 | 100 |
| 5 | 06/02/2023 | 12 | 12 | 100 |

C. COMMITTEE MEETINGS

Number of meetings held

| S. No. | Type of meeting | Date of meeting | Total Number of Members as on the date of the meeting | Attendance | |
|--------|-----------------|-----------------|---|----------------------------|-----------------|
| | | | | Number of members attended | % of attendance |
| 1 | Audit Committe | 13/05/2022 | 4 | 3 | 75 |
| 2 | Audit Committe | 29/07/2022 | 4 | 4 | 100 |
| 3 | Audit Committe | 02/11/2022 | 6 | 4 | 66.67 |
| 4 | Audit Committe | 06/02/2023 | 4 | 4 | 100 |
| 5 | Stakeholders F | 13/05/2022 | 4 | 3 | 75 |
| 6 | Stakeholders F | 29/07/2022 | 4 | 4 | 100 |
| 7 | Stakeholders F | 02/11/2022 | 4 | 4 | 100 |
| 8 | Nomination an | 13/05/2022 | 4 | 3 | 75 |

| S. No. | Type of meeting | Date of meeting | Total Number of Members as on the date of the meeting | Attendance | |
|--------|-----------------|-----------------|---|----------------------------|-----------------|
| | | | | Number of members attended | % of attendance |
| 9 | Nomination an | 29/07/2022 | 4 | 4 | 100 |
| 10 | Nomination an | 02/11/2022 | 4 | 3 | 75 |

D. *ATTENDANCE OF DIRECTORS

| S. No. | Name of the director | Board Meetings | | | Committee Meetings | | | Whether attended AGM held on |
|--------|----------------------|--|-----------------------------|-----------------|--|-----------------------------|-----------------|------------------------------|
| | | Number of Meetings which director was entitled to attend | Number of Meetings attended | % of attendance | Number of Meetings which director was entitled to attend | Number of Meetings attended | % of attendance | 01/09/2023 |
| | | | | | | | | (Y/N/NA) |
| 1 | SHRI BHARA | 5 | 5 | 100 | 14 | 13 | 92.86 | No |
| 2 | SHRI HARSH | 5 | 5 | 100 | 13 | 13 | 100 | Yes |
| 3 | SHRI ANOOP | 3 | 3 | 100 | 0 | 0 | 0 | Yes |
| 4 | SMT. DEEPA | 5 | 5 | 100 | 6 | 6 | 100 | Yes |
| 5 | SHRI DHIREN | 5 | 5 | 100 | 0 | 0 | 0 | No |
| 6 | SHRI HARSH | 4 | 3 | 75 | 2 | 1 | 50 | No |
| 7 | SHRI RAJYA | 5 | 4 | 80 | 23 | 11 | 47.83 | No |
| 8 | SHRI SANDIP | 5 | 4 | 80 | 7 | 5 | 71.43 | No |
| 9 | SHRI SHAILE | 5 | 5 | 100 | 14 | 8 | 57.14 | Not Applicable |
| 10 | SHRI SUSHIL | 5 | 5 | 100 | 3 | 3 | 100 | No |
| 11 | SMT. VINITA | 5 | 5 | 100 | 0 | 0 | 0 | No |
| 12 | SHRI AMAR S | 5 | 5 | 100 | 22 | 22 | 100 | Yes |

X. *REMUNERATION OF DIRECTORS AND KEY MANAGERIAL PERSONNEL

Nil

Number of Managing Director, Whole-time Directors and/or Manager whose remuneration details to be entered

2

| S. No. | Name | Designation | Gross Salary | Commission | Stock Option/ Sweat equity | Others | Total Amount |
|--------|-----------------|---------------|--------------|-------------|-------------------------------|-----------|-----------------|
| 1 | SHRI HARSH PATI | VICE CHAIRMAN | 126,189,094 | 300,000,000 | 0 | 830,894 | 427,019,988 |
| 2 | SHRI AMAR SINGH | PRESIDENT & I | 48,235,018 | 10,000,000 | 0 | 4,147,789 | 62,382,807 |
| | Total | | 174,424,112 | 310,000,000 | 0 | 4,978,683 | 489,402,795 |

Number of CEO, CFO and Company secretary whose remuneration details to be entered

3

| S. No. | Name | Designation | Gross Salary | Commission | Stock Option/ Sweat equity | Others | Total Amount |
|--------|-------------------|-------------------|--------------|------------|-------------------------------|-----------|-----------------|
| 1 | SHRI VIRUPAKSHA | CHIEF FINANCIAL | 4,027,229 | 0 | 0 | 173,587 | 4,200,816 |
| 2 | SHRI KARUPPAN | CHIEF FINANCIAL | 24,214,927 | 0 | 0 | 680,505 | 24,895,432 |
| 3 | SHRI DEEPAK GUPTA | COMPANY SECRETARY | 7,935,583 | 0 | 0 | 528,229 | 8,463,812 |
| | Total | | 36,177,739 | 0 | 0 | 1,382,321 | 37,560,060 |

Number of other directors whose remuneration details to be entered

12

| S. No. | Name | Designation | Gross Salary | Commission | Stock Option/ Sweat equity | Others | Total Amount |
|--------|-------------------|-------------|--------------|------------|-------------------------------|-----------|-----------------|
| 1 | SHRI BHARAT HAF | CHAIRMAN | 0 | 27,500,000 | 0 | 625,000 | 28,125,000 |
| 2 | SHRI ANOOP SETHI | DIRECTOR | 0 | 1,020,000 | 0 | 205,000 | 1,225,000 |
| 3 | SHRI ARUN BHAR | DIRECTOR | 0 | 790,000 | 0 | 320,000 | 1,110,000 |
| 4 | SMT. DEEPA GOP | DIRECTOR | 0 | 2,000,000 | 0 | 500,000 | 2,500,000 |
| 5 | SHRI DHIRENDRA | DIRECTOR | 0 | 2,000,000 | 0 | 300,000 | 2,300,000 |
| 6 | SHRI HARSHAVAR | DIRECTOR | 0 | 1,350,000 | 0 | 255,000 | 1,605,000 |
| 7 | SHRI MRIDU HARI | DIRECTOR | 0 | 790,000 | 0 | 120,000 | 910,000 |
| 8 | SHRI RAJYA VAR | DIRECTOR | 0 | 2,000,000 | 0 | 615,000 | 2,615,000 |
| 9 | SHRI SANDIP SOM | DIRECTOR | 0 | 2,000,000 | 0 | 465,000 | 2,465,000 |
| 10 | SHRI SHAILENDRA | DIRECTOR | 0 | 2,000,000 | 0 | 550,000 | 2,550,000 |
| 11 | SHRI SUSHIL KUM | DIRECTOR | 0 | 2,000,000 | 0 | 375,000 | 2,375,000 |
| 12 | SMT. VINITA SINGH | DIRECTOR | 0 | 2,000,000 | 0 | 300,000 | 2,300,000 |
| | Total | | 0 | 45,450,000 | 0 | 4,630,000 | 50,080,000 |

XI. MATTERS RELATED TO CERTIFICATION OF COMPLIANCES AND DISCLOSURES

* A. Whether the company has made compliances and disclosures in respect of applicable provisions of the Companies Act, 2013 during the year Yes No

B. If No, give reasons/observations

XII. PENALTY AND PUNISHMENT - DETAILS THEREOF

(A) DETAILS OF PENALTIES / PUNISHMENT IMPOSED ON COMPANY/DIRECTORS /OFFICERS Nil

| Name of the company/ directors/ officers | Name of the court/ concerned Authority | Date of Order | Name of the Act and section under which penalised / punished | Details of penalty/ punishment | Details of appeal (if any) including present status |
|--|--|---------------|--|--------------------------------|---|
| | | | | | |

(B) DETAILS OF COMPOUNDING OF OFFENCES Nil

| Name of the company/ directors/ officers | Name of the court/ concerned Authority | Date of Order | Name of the Act and section under which offence committed | Particulars of offence | Amount of compounding (in Rupees) |
|--|--|---------------|---|------------------------|-----------------------------------|
| | | | | | |

XIII. Whether complete list of shareholders, debenture holders has been enclosed as an attachment

Yes No

(In case of 'No', submit the details separately through the method specified in instruction kit)

XIV. COMPLIANCE OF SUB-SECTION (2) OF SECTION 92, IN CASE OF LISTED COMPANIES

In case of a listed company or a company having paid up share capital of Ten Crore rupees or more or turnover of Fifty Crore rupees or more, details of company secretary in whole time practice certifying the annual return in Form MGT-8.

Name

NAMO NARAIN AGARWAL

Whether associate or fellow

Associate Fellow

Certificate of practice number

3331

I/We certify that:

- (a) The return states the facts, as they stood on the date of the closure of the financial year aforesaid correctly and adequately.
 (b) Unless otherwise expressly stated to the contrary elsewhere in this Return, the Company has complied with all the provisions of the Act during the financial year.

Declaration

I am Authorised by the Board of Directors of the company vide resolution no. .. dated

(DD/MM/YYYY) to sign this form and declare that all the requirements of the Companies Act, 2013 and the rules made thereunder in respect of the subject matter of this form and matters incidental thereto have been complied with. I further declare that:

1. Whatever is stated in this form and in the attachments thereto is true, correct and complete and no information material to the subject matter of this form has been suppressed or concealed and is as per the original records maintained by the company.
2. All the required attachments have been completely and legibly attached to this form.

Note: Attention is also drawn to the provisions of Section 447, section 448 and 449 of the Companies Act, 2013 which provide for punishment for fraud, punishment for false statement and punishment for false evidence respectively.

To be digitally signed by

Director

Amar Singh Mehta
Digitally signed by
Amar Singh Mehta
Date: 2022.10.19
10:13:59 +05'30'

DIN of the director

To be digitally signed by

Deepak Gupta
Digitally signed by
Deepak Gupta
Date: 2022.10.19
10:13:49 +05'30'

- Company Secretary
 Company secretary in practice

Membership number

Certificate of practice number

Attachments

1. List of share holders, debenture holders
2. Approval letter for extension of AGM;
3. Copy of MGT-8;
4. Optional Attachment(s), if any

List of attachments

MGT 8.pdf
Annexures of Form MGT-7.pdf

This eForm has been taken on file maintained by the Registrar of Companies through electronic mode and on the basis of statement of correctness given by the company

NAMO NARAIN AGARWAL

M.Com, L.L.B, Company Secretary, FCS 234, CP 3331

372, Narmada Apartments,
Alaknanda, New Delhi-110 019
Email : nnagarwal1939@gmail.com

Phone : 011-42143477
Mobile : 09899026864
PAN : ABVPN0836B

FORM NO. MGT 8

[Pursuant to section 92(2) of the Companies Act, 2013 and rule 11(2) of
Companies (Management and Administration) Rules, 2014]

CERTIFICATE BY A COMPANY SECRETARY IN PRACTICE

I/~~We~~ have examined the registers, records and books and papers of JK PAPER LIMITED (CIN: L21010GJ1960PLC018099) (the Company) as required to be maintained under the Companies Act, 2013 (the Act) and the rules made thereunder for the financial year ended on 31 March, 2023. In my/~~our~~ opinion and to the best of my information and according to the examinations carried out by me/~~us~~ and explanations furnished to me/~~us~~ by the company, its officers and agents, I/~~we~~ certify that:

- A. the Annual Return states the facts as at the close of the aforesaid financial year correctly and adequately.
- B. during the aforesaid financial year the Company has complied with provisions of the Act & Rules made thereunder in respect of:
 1. its status under the Act;
 2. maintenance of registers/records & making entries therein within the time prescribed therefor;
 3. filing of forms and returns as stated in the annual return, with the Registrar of Companies, Regional Director, Central Government, the Tribunal, Court or other authorities within/beyond the prescribed time;
 4. calling/convener/holding meetings of Board of Directors or its committees, if any, and the meetings of the members of the company on due dates as stated in the annual return in respect of which meetings, proper notices were given and the proceedings, including the circular resolutions and resolutions passed by postal ballot, if any, have been properly recorded in the Minute Books/registers maintained for the purpose and the same have been signed;



5. closure of Register of Members/Security holders, as the case may be.
6. advances/loans to its directors and/or persons or firms or companies referred in section 185 of the Act;
7. contracts/arrangements with related parties as specified in section 188 of the Act;
8. ~~issue or allotment or transfer or transmission or buy-back of securities / redemption of preference shares or debentures / alteration or reduction of share capital / conversion of shares / securities and issue of security certificates in all instances;~~
9. keeping in abeyance the rights to dividend, rights shares and bonus shares pending registration of transfer of shares in compliance with the provisions of the Act; None
10. declaration/payment of dividend; transfer of unpaid/unclaimed dividend/other amounts as applicable to the Investor Education and Protection Fund in accordance with section 125 of the Act;
11. signing of audited financial statement as per the provisions of section 134 of the Act and report of directors is as per sub - sections (3), (4) and (5) thereof;
12. constitution/appointment/re-appointments/retirement/~~filling up casual vacancies~~/disclosures of the Directors, Key Managerial Personnel and the remuneration paid to them;
13. appointment/reappointment/~~filling up casual vacancies~~ of auditors as per the provisions of section 139 of the Act;
14. approvals required to be taken from the Central Government, Tribunal, Regional Director, Registrar, Court or such other authorities under the various provisions of the Act;
15. acceptance/renewal/repayment of deposits;




16. borrowings from its directors, members, public financial institutions, banks and others and creation/modification/satisfaction of charges in that respect, wherever applicable;
17. loans and investments or guarantees given or providing of securities to other bodies corporate or persons falling under the provisions of section 186 of the Act;
18. alteration of the provisions of the Memorandum and adoption of new Articles of Association of the Company. None

Place: New Delhi

Date: 18.10.2023

UDIN: **F000234E001355610**




Namo Narain Agarwal

Practicing Company Secretary

FCS 234, CP 3331

JK PAPER LTD.

Nehru House, 4 Bahadur Shah Zafar Marg, New Delhi-110002



Annexure-1

III. PARTICULARS OF HOLDING, SUBSIDIARY AND ASSOCIATE COMPANIES (INCLUDING JOINT VENTURES)

| Sl. No. | Name and Address of the Company | CIN/GLN | Holding/ Subsidiary/ Associate | % of Shares held | Applicable Section |
|---------|---|-----------------------|--------------------------------------|------------------------|-----------------------|
| 1 | Jaykaypur Infrastructure & Housing Ltd. JK Paper Mills, Jaykaypur - 765 017, Rayagada, Odisha | U45201OR2008PLC010523 | Wholly Owned Subsidiary | 100 | 2(87) |
| 2 | Songadh Infrastructure & Housing Ltd. P. O. Central Pulp Mills- 394660 Fort Songadh, Distt.Tapi, Gujarat | U45203GJ2009PLC055810 | Wholly Owned Subsidiary | 100 | 2(87) |
| 3 | JK Paper International (Singapore) Pte. Ltd. 10 Jalan Besar #10-10, Sim Lim Tower Singapore 208787 | Not Applicable | Wholly Owned Subsidiary | 100 | 2(87) |
| 4 | Enviro Tech Ventures Limited P. O. Central Pulp Mills- 394660 Fort Songadh, Distt.Tapi, Gujarat | U73100GJ2007PLC075963 | Subsidiary | 96.08 | 2(87) |
| 5. | The Sirpur Paper Mills Limited Sirpur, Kaghaznagar, Distt. Komarambheem, Asifabad, 504296 Telangana | U21010TG1938PLC000591 | Subsidiary | 96.27* | 2(87) |
| 6. | JKPL Packaging Products Limited 3 rd Floor, Nehru House, 4, Bahadur Shah Zafar Marg, New Delhi - 110002 | U36991DL2021PLC383047 | Wholly Owned Subsidiary | 100 | 2(87) |
| 7. | Horizon Packs Private Limited 801, A wing, Naman Midtown, Senapati Bapat Marg, Elphinstone Road (West), Mumbai-400013 Maharashtra (w.e.f. 12 th December 2022) | U21014MH2001PTC133116 | Subsidiary | 85 | 2(87) |
| 8. | Securipax Packaging Private Limited 312, 3 rd Floor, New Delhi House 27, Barakhamba Road New Delhi - 110001 (w.e.f. 12 th December 2022) | U74999DL1980PTC122583 | Subsidiary | 85 | 2(87) |

*Represents aggregate % of shares held by the Company alongwith its subsidiary namely Enviro Tech Ventures Limited.

For JK Paper Limited

Deepak Gupta
Company Secretary
(FCS 4615)

Date: 18.10.2023



Admn. Office : Ph.: 91-11-66001132, 66001112, 23311112-5, Fax: 91-11-23712680, Website: www.jkpaper.com
Regd. Office : P.O. Central Pulp Mills, Fort Songadh, Dist. Tapi (Guj.)-394660
Ph: 91-2624-220138, E-mail: cpm@cpmjk.jkmail.com CIN L21010GJ1960PLC018099

JK PAPER LTD.

Nehru House, 4 Bahadur Shah Zafar Marg, New Delhi-110002



Annexure- 2

In point no. VI (a) in Form MGT-7 regarding Shareholding Pattern- Promoters, we wish to clarify that the total shareholding of Promoters i.e., 8,40,80,211 Equity Shares, includes 44,52,983 Equity Shares as on 31.03.2023, pertaining to constituents of the Promoter Group (18 in number) as per SEBI (Issue of Capital & Disclosure Requirements) Regulations, 2018. The same does not form part of the Promoters as defined in the Companies Act, 2013.

This clarification similarly applies to point no. VII also therein.

Submitted.

For JK Paper Limited

Deepak Gupta
Company Secretary
(FCS 4615)

Date: 18.10.2023



Details of Foreign Institutional Investors' (FIIs) holding shares of the company as on 31/03/2023

Annexure-3

| DPCL | NAME | SHARES | % of shares held | ADDRESS | COUNTRY_INC |
|------------------|--|--------|------------------|--|-------------|
| IN30005410009298 | LOS ANGELES CITY EMPLOYEES RETIREMENT SYSTEM | 18806 | 0.01 | CITIBANK N.A. CUSTODY SERVICES FIFC- 9TH FLOOR, G BLOCK PLOT C-54 AND C-55, BKC BANDRA - EAST, MUMBAI 400098 | USA |
| IN30005410013268 | THE EMERGING MARKETS SMALL CAP SERIES OF THE DFA INVESTMENT TRUST COMPANY | 272095 | 0.16 | CITIBANK N.A. CUSTODY SERVICES FIFC- 9TH FLOOR, G BLOCK PLOT C-54 AND C-55, BKC BANDRA - EAST, MUMBAI 400098 | USA |
| IN30005410023614 | UTAH STATE RETIREMENT SYSTEMS | 4769 | 0.00 | CITIBANK N.A. CUSTODY SERVICES FIFC- 9TH FLOOR, G BLOCK PLOT C-54 AND C-55, BKC BANDRA - EAST, MUMBAI 400098 | USA |
| IN30005410032536 | CITY OF LOS ANGELES FIRE AND POLICE PENSION PLAN | 26949 | 0.02 | CITIBANK N.A. CUSTODY SERVICES FIFC- 9TH FLOOR, G BLOCK PLOT C-54 AND C-55, BKC BANDRA - EAST, MUMBAI 400098 | USA |
| IN30005410038629 | NORTHERN TRUST COMMON ALL COUNTRY WORLD EX-US INVESTABLE MARKET INDEX FUND-NON LENDING | 6322 | 0.00 | CITIBANK N.A. CUSTODY SERVICES FIFC- 9TH FLOOR, G BLOCK PLOT C-54 AND C-55, BKC BANDRA - EAST, MUMBAI 400098 | USA |
| IN30005410040054 | DIMENSIONAL EMERGING MARKETS VALUE FUND | 463654 | 0.27 | CITIBANK N.A. CUSTODY SERVICES FIFC- 9TH FLOOR, G BLOCK PLOT C-54 AND C-55, BKC BANDRA - EAST, MUMBAI 400098 | USA |
| IN30005410067527 | DFA AUSTRALIA LIMITED AS RESPONSIBLE ENTITY FOR DIMENSIONAL EMERGING MARKETS VALUE TRUST | 21459 | 0.01 | CITIBANK N.A. CUSTODY SERVICES FIFC- 9TH FLOOR, G BLOCK PLOT C-54 AND C-55, BKC BANDRA - EAST, MUMBAI 400098 | AUSTRELIA |
| IN30005410069657 | 1199 SEIU HEALTH CARE EMPLOYEES PENSION FUND | 44795 | 0.03 | CITIBANK N.A. CUSTODY SERVICES FIFC- 9TH FLOOR, G BLOCK PLOT C-54 AND C-55, BKC BANDRA - EAST, MUMBAI 400098 | USA |
| IN30005410074841 | WORLD EX U.S. TARGETED VALUE PORTFOLIO OF DFA INVESTMENT DIMENSIONS GROUP INC. | 21843 | 0.01 | CITIBANK N.A. CUSTODY SERVICES FIFC- 9TH FLOOR, G BLOCK PLOT C-54 AND C-55, BKC BANDRA - EAST, MUMBAI 400098 | USA |
| IN30005410075748 | MISSOURI LOCAL GOVERNMENT EMPLOYEES RETIREMENT SYSTEM | 34248 | 0.02 | CITIBANK N.A. CUSTODY SERVICES FIFC- 9TH FLOOR, G BLOCK PLOT C-54 AND C-55, BKC BANDRA - EAST, MUMBAI 400098 | USA |
| IN30005410076881 | GOVERNMENT PENSION FUND GLOBAL | 313500 | 0.19 | CITIBANK N.A. CUSTODY SERVICES FIFC- 9TH FLOOR, G BLOCK PLOT C-54 AND C-55, BKC BANDRA - EAST, MUMBAI 400098 | NORWAY |
| IN30005410077067 | MORGAN STANLEY ASIA (SINGAPORE) PTE. - ODI | 936898 | 0.55 | CITIBANK N.A. CUSTODY SERVICES FIFC- 9TH FLOOR, G BLOCK PLOT C-54 AND C-55, BKC BANDRA - EAST, MUMBAI 400098 | SINGAPORE |
| IN30005410078971 | JOHN HANCOCK VARIABLE INSURANCE TRUST EMERGING MARKETS VALUE TRUST | 7330 | 0.00 | CITIBANK N.A. CUSTODY SERVICES FIFC- 9TH FLOOR, G BLOCK PLOT C-54 AND C-55, BKC BANDRA - EAST, MUMBAI 400098 | USA |
| IN30005410080999 | JOHN HANCOCK FUNDS II EMERGING MARKETS FUND | 7345 | 0.00 | CITIBANK N.A. CUSTODY SERVICES FIFC- 9TH FLOOR, G BLOCK PLOT C-54 AND C-55, BKC BANDRA - EAST, MUMBAI 400098 | USA |
| IN30005410089571 | AJOVISTA EMERGING MARKETS SMALL-CAP FUND, LTD. | 533 | 0.00 | CITIBANK N.A. CUSTODY SERVICES FIFC- 9TH FLOOR, G BLOCK PLOT C-54 AND C-55, BKC BANDRA - EAST, MUMBAI 400098 | CYPRUS |
| IN30005410092004 | VICTORY SOPHUS EMERGING MARKETS FUND | 439905 | 0.26 | CITIBANK N.A. CUSTODY SERVICES FIFC- 9TH FLOOR, G BLOCK PLOT C-54 AND C-55, BKC BANDRA - EAST, MUMBAI 400098 | USA |
| IN30005410092029 | VICTORY SOPHUS EMERGING MARKETS VIP SERIES | 28973 | 0.02 | CITIBANK N.A. CUSTODY SERVICES FIFC- 9TH FLOOR, G BLOCK PLOT C-54 AND C-55, BKC BANDRA - EAST, MUMBAI 400098 | USA |
| IN30005410094325 | VICTORY SOPHUS EMERGING MARKETS COLLECTIVE FUND | 28049 | 0.02 | CITIBANK N.A. CUSTODY SERVICES FIFC- 9TH FLOOR, G BLOCK PLOT C-54 AND C-55, BKC BANDRA - EAST, MUMBAI 400098 | USA |
| IN30005410097678 | EMERGING MARKETS SUSTAINABILITY CORE 1 PORTFOLIO | 23570 | 0.01 | CITIBANK N.A. CUSTODY SERVICES FIFC- 9TH FLOOR, G BLOCK PLOT C-54 AND C-55, BKC BANDRA - EAST, MUMBAI 400098 | USA |
| IN30005410099934 | THE BOEING COMPANY EMPLOYEE SAVINGS PLANS MASTER TRUST | 57435 | 0.03 | CITIBANK N.A. CUSTODY SERVICES FIFC- 9TH FLOOR, G BLOCK PLOT C-54 AND C-55, BKC BANDRA - EAST, MUMBAI 400098 | USA |
| IN30005410100216 | EMERGING MARKETS TARGETED VALUE PORTFOLIO | 13452 | 0.01 | CITIBANK N.A. CUSTODY SERVICES FIFC- 9TH FLOOR, G BLOCK PLOT C-54 AND C-55, BKC BANDRA - EAST, MUMBAI 400098 | USA |
| IN30005410102206 | WISDOMTREE INDIA INVESTMENT PORTFOLIO, INC. | 70315 | 0.04 | CITIBANK N.A. CUSTODY SERVICES FIFC- 9TH FLOOR, G BLOCK PLOT C-54 AND C-55, BKC BANDRA - EAST, MUMBAI 400098 | MAURITIUS |




| DPLC | NAME | SHARES | % of shares held | ADDRESS | COUNTRY_INC |
|------------------|--|--------|------------------|--|-------------|
| IN30005410103014 | USAA MUTUAL FUNDS TRUST, EMERGING MARKETS FUND | 357042 | 0.21 | CITIBANK N.A. CUSTODY SERVICES FIFC- 9TH FLOOR, G BLOCK PLOT C-54 AND C-55, BKC BANDRA - EAST, MUMBAI 400098 | USA |
| IN30005410103637 | WISDOM TREE ISSUER PLC - WISDOM TREE EMERGING MARKETS SMALLCAP DIVIDEND UCITS ETF | 2137 | 0.00 | CITIBANK N.A. CUSTODY SERVICES FIFC- 9TH FLOOR, G BLOCK PLOT C-54 AND C-55, BKC BANDRA - EAST, MUMBAI 400098 | IRELAND |
| IN30005410103862 | FIRST COMMERCIAL BANK IN ITS CAPACITY AS MASTER CUSTODIAN OF CAPITAL INDIA MEDIUM AND SMALL CAP EQUI | 70000 | 0.04 | CITIBANK N.A. CUSTODY SERVICES FIFC- 9TH FLOOR, G BLOCK PLOT C-54 AND C-55, BKC BANDRA - EAST, MUMBAI 400098 | TAIWAN |
| IN30005410105132 | ISHARES MSCI EM SMALL CAP UCITS ETF | 21846 | 0.01 | CITIBANK N.A. CUSTODY SERVICES FIFC- 9TH FLOOR, G BLOCK PLOT C-54 AND C-55, BKC BANDRA - EAST, MUMBAI 400098 | IRELAND |
| IN30005410105204 | ISHARES CORE MSCI EM IMI UCITS ETF | 122950 | 0.07 | CITIBANK N.A. CUSTODY SERVICES FIFC- 9TH FLOOR, G BLOCK PLOT C-54 AND C-55, BKC BANDRA - EAST, MUMBAI 400098 | IRELAND |
| IN30005410107945 | USAA MUTUAL FUNDS TRUST, CAPITAL GROWTH FUND | 53226 | 0.03 | CITIBANK N.A. CUSTODY SERVICES FIFC- 9TH FLOOR, G BLOCK PLOT C-54 AND C-55, BKC BANDRA - EAST, MUMBAI 400098 | USA |
| IN30005410109248 | ISHARES MSCI INDIA SMALL-CAP ETF | 87512 | 0.05 | CITIBANK N.A. CUSTODY SERVICES FIFC- 9TH FLOOR, G BLOCK PLOT C-54 AND C-55, BKC BANDRA - EAST, MUMBAI 400098 | USA |
| IN30005410109264 | ISHARES MSCI EMERGING MARKETS SMALL-CAP ETF | 43247 | 0.03 | CITIBANK N.A. CUSTODY SERVICES FIFC- 9TH FLOOR, G BLOCK PLOT C-54 AND C-55, BKC BANDRA - EAST, MUMBAI 400098 | USA |
| IN30005410109289 | ISHARES CORE MSCI EMERGING MARKETS ETF | 916490 | 0.54 | CITIBANK N.A. CUSTODY SERVICES FIFC- 9TH FLOOR, G BLOCK PLOT C-54 AND C-55, BKC BANDRA - EAST, MUMBAI 400098 | USA |
| IN30005410109301 | SEI GLOBAL MASTER FUND PLC - THE SEI ASIA PACIFIC (EX-JAPAN) EQUITY FUND | 46492 | 0.03 | CITIBANK N.A. CUSTODY SERVICES FIFC- 9TH FLOOR, G BLOCK PLOT C-54 AND C-55, BKC BANDRA - EAST, MUMBAI 400098 | IRELAND |
| IN30005410109545 | BOFA SECURITIES EUROPE SA - ODI | 12793 | 0.01 | CITIBANK N.A. CUSTODY SERVICES FIFC- 9TH FLOOR, G BLOCK PLOT C-54 AND C-55, BKC BANDRA - EAST, MUMBAI 400098 | FRANCE |
| IN30005410112036 | DIMENSIONAL EMERGING CORE EQUITY MARKET ETF OF DIMENSIONAL ETF TRUST | 45184 | 0.03 | CITIBANK N.A. CUSTODY SERVICES FIFC- 9TH FLOOR, G BLOCK PLOT C-54 AND C-55, BKC BANDRA - EAST, MUMBAI 400098 | USA |
| IN30005410112315 | INTERNATIONAL MONETARY FUND | 18173 | 0.01 | CITIBANK N.A. CUSTODY SERVICES FIFC- 9TH FLOOR, G BLOCK PLOT C-54 AND C-55, BKC BANDRA - EAST, MUMBAI 400098 | USA |
| IN30005410115788 | DIMENSIONAL WORLD EX U.S. CORE EQUITY 2 ETF OF DIMENSIONAL ETF TRUST | 116372 | 0.07 | CITIBANK N.A. CUSTODY SERVICES FIFC- 9TH FLOOR, G BLOCK PLOT C-54 AND C-55, BKC BANDRA - EAST, MUMBAI 400098 | USA |
| IN30005410116787 | EMERGING MARKETS EX CHINA CORE EQUITY PORTFOLIO OF DFA INVESTMENT DIMENSIONS GROUP INC. | 23603 | 0.01 | CITIBANK N.A. CUSTODY SERVICES FIFC- 9TH FLOOR, G BLOCK PLOT C-54 AND C-55, BKC BANDRA - EAST, MUMBAI 400098 | USA |
| IN30005410117072 | NORTHERN TRUST COLLECTIVE EMERGING MARKETS EX CHINA INVESTABLE MARKET INDEX FUND - NON-LENDING | 4031 | 0.00 | CITIBANK N.A. CUSTODY SERVICES FIFC- 9TH FLOOR, G BLOCK PLOT C-54 AND C-55, BKC BANDRA - EAST, MUMBAI 400098 | USA |
| IN30005410117128 | EMERGING MARKETS SUSTAINABILITY CORE EQUITY FUND OF DIMENSIONAL FUNDS PLC | 4673 | 0.00 | CITIBANK N.A. CUSTODY SERVICES FIFC- 9TH FLOOR, G BLOCK PLOT C-54 AND C-55, BKC BANDRA - EAST, MUMBAI 400098 | IRELAND |
| IN30005410118856 | DIMENSIONAL EMERGING MARKETS CORE EQUITY 2 ETF OF DIMENSIONAL ETF TRUST | 24350 | 0.01 | CITIBANK N.A. CUSTODY SERVICES FIFC- 9TH FLOOR, G BLOCK PLOT C-54 AND C-55, BKC BANDRA - EAST, MUMBAI 400098 | USA |
| IN30005410119062 | WELLINGTON TRUST COMPANY, NATIONAL ASSOCIATION MULTIPLE COMMON TRUST FUNDS TRUST EMERGING MARKETS SM | 135800 | 0.08 | CITIBANK N.A. CUSTODY SERVICES FIFC- 9TH FLOOR, G BLOCK PLOT C-54 AND C-55, BKC BANDRA - EAST, MUMBAI 400098 | USA |
| IN30005410120479 | MERCER QIF FUND PLC-MERCER INVESTMENT FUND 1 | 10069 | 0.01 | CITIBANK N.A. CUSTODY SERVICES FIFC- 9TH FLOOR, G BLOCK PLOT C-54 AND C-55, BKC BANDRA - EAST, MUMBAI 400098 | IRELAND |
| IN30005410121203 | WORLD ALLOCATION 60/40 FUND OF DIMENSIONAL FUNDS PLC | 4913 | 0.00 | CITIBANK N.A. CUSTODY SERVICES FIFC- 9TH FLOOR, G BLOCK PLOT C-54 AND C-55, BKC BANDRA - EAST, MUMBAI 400098 | IRELAND |
| IN30005410123673 | DIMENSIONAL EMERGING MARKETS SUSTAINABILITY CORE 1 ETF OF DIMENSIONAL ETF TRUST | 12151 | 0.01 | CITIBANK N.A. CUSTODY SERVICES FIFC- 9TH FLOOR, G BLOCK PLOT C-54 AND C-55, BKC BANDRA - EAST, MUMBAI 400098 | USA |
| IN30005410123938 | ISHARES CORE MSCI EMERGING MARKETS IMI INDEX ETF | 6911 | 0.00 | CITIBANK N.A. CUSTODY SERVICES FIFC- 9TH FLOOR, G BLOCK PLOT C-54 AND C-55, BKC BANDRA - EAST, MUMBAI 400098 | USA |




| DPCL | NAME | SHARES | % of shares held | ADDRESS | COUNTRY_INC |
|------------------|---|--------|------------------|---|-------------|
| IN30005410125136 | QIMA IP EMERGING MARKETS ALL CAP OFFSHORE FUND, LTD. | 7644 | 0.00 | CITIBANK N.A. CUSTODY SERVICES FIFC- 9TH FLOOR, G BLOCK PLOT C-54 AND C-55, BKC BANDRA - EAST, MUMBAI 400098 | CYPRUS |
| IN30014210732356 | EMERGING MARKETS MID-SMALL CAP ACTIVE EQUITY FUND | 17737 | 0.01 | HSBC SECURITIES SERVICES 11TH FLR, BLDG NO.3, NESCO - IT PARK NESCO COMPLEX, W E HIGHWAY GOREGAON EAST, MUMBAI 400063 | CYPRUS |
| IN30014210759532 | SEI TRUST COMPANY AS TRUSTEE ON BEHALF OF SEGALL BRYANT AND HAMILL EMERGING MARKETS SMALL CAP TRUST | 8120 | 0.00 | HSBC SECURITIES SERVICES 11TH FLOOR, BLDG 3, NESCO - IT PARK NESCO COMPLEX, W.E. HIGHWAY GOREGAON (EAST), MUMBAI 400063 | USA |
| IN30014210760924 | MCKINLEY CAPITAL MEASA FUND OEIC LIMITED | 48100 | 0.03 | HSBC SECURITIES SERVICES 11TH FLR, BLDG NO.3, NESCO - IT PARK NESCO COMPLEX, W E HIGHWAY GOREGAON EAST, MUMBAI 400063 | UAE |
| IN30014210769989 | THE W & W SOUTH EAST ASIAN EQUITY FUND | 22585 | 0.01 | HSBC SECURITIES SERVICES 11TH FLOOR, BLDG 3, NESCO - IT PARK NESCO COMPLEX, W.E. HIGHWAY GOREGAON (EAST), MUMBAI 400063 | IRELAND |
| IN30014210772917 | VANGUARD INVESTMENT SERIES PLC - VANGUARD ESG EMERGING MARKETS ALL CAP EQUITY INDEX FUND | 7829 | 0.00 | HSBC SECURITIES SERVICES 11TH FLOOR BLDG 3 NESCO IT PARK NESCO COMPLEX W E HIGHWAY GOREGAON EAST MUMBAI 400063 | IRELAND |
| IN30014210782974 | CC&L Q EMERGING MARKETS EQUITY UCITS FUND, A SUB-FUND OF CONNOR, CLARK & LUNN UCITS ICAV | 6947 | 0.00 | HSBC SECURITIES SERVICES 11TH FLOOR BLDG 3 NESCO IT PARK NESCO COMPLEX W E HIGHWAY GOREGAON EAST MUMBAI 400063 | IRELAND |
| IN30014210787744 | GALLUS AKTIEN EMERGING MARKETS AKTIV | 1816 | 0.00 | HSBC SECURITIES SERVICES 11TH FLOOR, BLDG 3, NESCO - IT PARK NESCO COMPLEX, W.E. HIGHWAY GOREGAON (EAST), MUMBAI 400063 | SWITZERLAND |
| IN30014210789795 | VANGUARD FUNDS PLC - VANGUARD ESG EMERGING MARKETS ALL CAP UCITS ETF | 288 | 0.00 | HSBC SECURITIES SERVICES 11TH FLOOR, BLDG 3, NESCO - IT PARK NESCO COMPLEX, W.E. HIGHWAY GOREGAON (EAST), MUMBAI 400063 | IRELAND |
| IN30014220771028 | SEGALL BRYANT & HAMILL EMERGING MARKETS SMALL CAP FUND, LP | 1872 | 0.00 | HSBC SECURITIES SERVICES 11TH FLOOR BLDG 3 NESCO IT PARK NESCO COMPLEX W E HIGHWAY GOREGAON EAST MUMBAI 400063 | USA |
| IN30014220771093 | FUNDPARTNER SOLUTIONS (SUISSE) S.A.-RP - FONDS INSTITUTIONNEL - ACTIONS MARCHES EMERGENTS | 129227 | 0.08 | HSBC SECURITIES SERVICES 11TH FLOOR BLDG 3 NESCO IT PARK NESCO COMPLEX W E HIGHWAY GOREGAON EAST MUMBAI 400063 | SWITZERLAND |
| IN30014220771778 | CALIFORNIA STATE TEACHERS RETIREMENT SYSTEM - AQR CAPITAL MANAGEMENT, LLC 1 | 330855 | 0.20 | HSBC SECURITIES SERVICES 11TH FLOOR BLDG 3 NESCO IT PARK NESCO COMPLEX W E HIGHWAY GOREGAON EAST MUMBAI 400063 | USA |
| IN30014220771841 | CALIFORNIA STATE TEACHERS RETIREMENT SYSTEM - STATE STREET GLOBAL ADVISORS TRUST COMPANY 1 | 167753 | 0.10 | HSBC SECURITIES SERVICES 11TH FLOOR BLDG 3 NESCO IT PARK NESCO COMPLEX W E HIGHWAY GOREGAON EAST MUMBAI 400063 | USA |
| IN30014220772123 | SPDR PORTFOLIO EMERGING MARKETS ETF | 42097 | 0.02 | HSBC SECURITIES SERVICES 11TH FLOOR BLDG 3 NESCO IT PARK NESCO COMPLEX W E HIGHWAY GOREGAON EAST MUMBAI 400063 | USA |
| IN30014220772140 | SPDR S&P EMERGING MARKETS SMALL CAP ETF | 60583 | 0.04 | HSBC SECURITIES SERVICES 11TH FLOOR BLDG 3 NESCO IT PARK NESCO COMPLEX W E HIGHWAY GOREGAON EAST MUMBAI 400063 | USA |



| DPCL | NAME | SHARES | % of shares held | ADDRESS | COUNTRY_INC |
|------------------|--|---------|------------------|--|-------------|
| IN30014220772383 | STATE STREET EMERGING MARKETS SMALL CAP ACTIVE NON-LENDING QIB COMMON TRUST FUND | 289054 | 0.17 | HSBC SECURITIES SERVICES 11TH FLOOR BLDG 3 NESCO IT PARK NESCO COMPLEX W E HIGHWAY GOREGAON EAST MUMBAI 400063 | USA |
| IN30014220772422 | STATE STREET MSCI EMERGING MARKETS SMALL CAP INDEX NON-LENDING COMMON TRUST FUND | 24461 | 0.01 | HSBC SECURITIES SERVICES 11TH FLOOR BLDG 3 NESCO IT PARK NESCO COMPLEX W E HIGHWAY GOREGAON EAST MUMBAI 400063 | USA |
| IN30014220772439 | STATE STREET MSCI EMERGING MARKETS SMALL CAP INDEX SECURITIES LENDING FUND | 29627 | 0.02 | HSBC SECURITIES SERVICES 11TH FLOOR BLDG 3 NESCO IT PARK NESCO COMPLEX W E HIGHWAY GOREGAON EAST MUMBAI 400063 | USA |
| IN30014220774577 | CITY OF NEW YORK GROUP TRUST | 393108 | 0.23 | HSBC SECURITIES SERVICES 11TH FLOOR BLDG 3 NESCO IT PARK NESCO COMPLEX W E HIGHWAY GOREGAON EAST MUMBAI 400063 | USA |
| IN30016710021055 | ALASKA PERMANENT FUND | 41038 | 0.02 | DEUTSCHE BANK AG DB HOUSE, HAZARIMAL SOMANI MARG POST BOX NO. 1142, FORT MUMBAI 400001 | USA |
| IN30016710023635 | BLACKROCK GLOBAL FUNDS-SYSTEMATIC GLOBAL SMALLCAP FUND | 29060 | 0.02 | DEUTSCHE BANK AG DB HOUSE, HAZARIMAL SOMANI MARG POST BOX NO. 1142, FORT MUMBAI 400001 | LUXEMBOURG |
| IN30016710041027 | SA EMERGING MARKETS VALUE FUND | 10798 | 0.01 | DEUTSCHE BANK AG DB HOUSE, HAZARIMAL SOMANI MARG POST BOX NO. 1142, FORT MUMBAI 400001 | USA |
| IN30016710047358 | VANGUARD TOTAL WORLD STOCK INDEX FUND | 33530 | 0.02 | DEUTSCHE BANK AG DB HOUSE, HAZARIMAL SOMANI MARG POST BOX NO. 1142, FORT MUMBAI 400001 | USA |
| IN30016710049693 | COLLEGE RETIREMENT EQUITIES FUND - STOCK ACCOUNT | 60349 | 0.04 | DEUTSCHE BANK AG DB HOUSE, HAZARIMAL SOMANI MARG POST BOX NO. 1142, FORT MUMBAI 400001 | USA |
| IN30016710056184 | CIBC EMERGING MARKETS FUND-RS INVESTMENT MANAGEMENT CO LLC | 627353 | 0.37 | DEUTSCHE BANK AG DB HOUSE, HAZARIMAL SOMANI MARG POST BOX NO. 1142, FORT MUMBAI 400001 | CANADA |
| IN30016710056643 | IMPERIAL EMERGING ECONOMIES POOL - RS INVESTMENT MANAGEMENT CO. LLC | 1136280 | 0.67 | DEUTSCHE BANK AG DB HOUSE, HAZARIMAL SOMANI MARG POST BOX NO. 1142, FORT MUMBAI 400001 | CANADA |
| IN30016710056694 | RENAISSANCE EMERGING MARKETS FUND - RS INVESTMENT MANAGEMENT CO. LLC | 9911 | 0.01 | DEUTSCHE BANK AG DB HOUSE, HAZARIMAL SOMANI MARG POST BOX NO. 1142, FORT MUMBAI 400001 | CANADA |
| IN30016710058090 | FLORIDA RETIREMENT SYSTEM - ACADIAN ASSET MANAGEMENT, INC. | 86620 | 0.05 | DEUTSCHE BANK AG DB HOUSE, HAZARIMAL SOMANI MARG POST BOX NO. 1142, FORT MUMBAI 400001 | USA |
| IN30016710059050 | NBI DIVERSIFIED EMERGING MARKETS EQUITY FUND | 236355 | 0.14 | DEUTSCHE BANK AG DB HOUSE, HAZARIMAL SOMANI MARG POST BOX NO. 1142, FORT MUMBAI 400001 | CANADA |
| IN30016710059172 | VANGUARD FTSE ALL-WORLD EX-US SMALL-CAP INDEXFUND | 155157 | 0.09 | DEUTSCHE BANK AG DB HOUSE, HAZARIMAL SOMANI MARG POST BOX NO. 1142, FORT MUMBAI 400001 | USA |
| IN30016710078334 | ABN AMRO FUNDS | 4454 | 0.00 | DEUTSCHE BANK AG, DB HOUSE HAZARIMAL SOMANI MARG, P.O.BOX NO. 1142, FORT MUMBAI 400001 | LUXEMBOURG |
| IN30016710081087 | MV SCIF MAURITIUS | 23240 | 0.01 | DEUTSCHE BANK AG, DB HOUSE HAZARIMAL SOMANI MARG, P.O.BOX NO. 1142, FORT MUMBAI 400001 | MAURITIUS |
| IN30016710110740 | STATE STREET GLOBAL ADVISORS LUXEMBOURG SICAV - STATE STREET EMERGING MARKETS SRI ENHANCED EQUITY FU | 30533 | 0.02 | 49, AVENUE J.F. KENNEDY L-1855, LUXEMBOURG LUXEMBOURG 99999999 | LUXEMBOURG |
| IN30016710114816 | INTERNATIONAL BANK FOR RECONSTRUCTION AND DEVELOPMENT ON BEHALF OF THE POST-EMPLOYMENT BENEFITS PLAN | 6523 | 0.00 | DEUTSCHE BANK AG, DB HOUSE HAZARIMAL SOMANI MARG, P.O.BOX NO. 1142, FORT MUMBAI 400001 | USA |
| IN30016710114832 | INTERNATIONAL BANK FOR RECONSTRUCTION AND DEVELOPMENT AS TRUSTEE FOR THE RETIRED STAFF BENEFITS PLAN | 11181 | 0.01 | DEUTSCHE BANK AG, DB HOUSE HAZARIMAL SOMANI MARG, P.O.BOX NO. 1142, FORT MUMBAI 400001 | USA |
| IN30016710118522 | ACADIAN EMERGING MARKETS SMALL CAP EQUITY FUND LLC | 20717 | 0.01 | DEUTSCHE BANK AG, DB HOUSE HAZARIMAL SOMANI MARG, P.O.BOX NO. 1142, FORT MUMBAI 400001 | USA |



| DPCL | NAME | SHARES | % of shares held | ADDRESS | COUNTRY_INC |
|------------------|--|--------|------------------|---|----------------|
| IN30016710121383 | SSGA SPDR ETFs EUROPE I PUBLIC LIMITED COMPANY - SPDR MSCI EMERGING MARKETS SMALL CAP UCITS ETF | 13923 | 0.01 | DEUTSCHE BANK AG, DB HOUSE HAZARIMAL SOMANI MARG, P.O.BOX NO. 1142, FORT MUMBAI 400001 | IRELAND |
| IN30016710128022 | DIMENSIONAL FUNDS PLC - MULTI-FACTOR EQUITY FUND | 11801 | 0.01 | DEUTSCHE BANK AG, DB HOUSE HAZARIMAL SOMANI MARG, P.O.BOX NO. 1142, FORT MUMBAI 400001 | IRELAND |
| IN30016710128284 | STATE STREET GLOBAL ALL CAP EQUITY EX-US INDEX PORTFOLIO | 11415 | 0.01 | DEUTSCHE BANK AG, DB HOUSE HAZARIMAL SOMANI MARG, P.O.BOX NO. 1142, FORT MUMBAI 400001 | USA |
| IN30016710130865 | VIRGINIA RETIREMENT SYSTEM | 40504 | 0.02 | DEUTSCHE BANK AG, DB HOUSE HAZARIMAL SOMANI MARG, P.O.BOX NO. 1142, FORT MUMBAI 400001 | USA |
| IN30016710131681 | FLORIDA RETIREMENT SYSTEM - AQR CAPITAL MANAGEMENT, LLC | 127289 | 0.08 | DEUTSCHE BANK AG, DB HOUSE HAZARIMAL SOMANI MARG, P.O.BOX NO. 1142, FORT MUMBAI 400001 | USA |
| IN30016710143046 | CC & L Q GROUP GLOBAL EQUITY FUND | 787 | 0.00 | DEUTSCHE BANK AG, DB HOUSE HAZARIMAL SOMANI MARG, P.O.BOX NO. 1142, FORT MUMBAI 400001 | CANADA |
| IN30016710146165 | THE REGENTS OF THE UNIVERSITY OF CALIFORNIA - STATE STREET GLOBAL ADVISORS | 14490 | 0.01 | DEUTSCHE BANK AG, DB HOUSE HAZARIMAL SOMANI MARG, P.O.BOX NO. 1142, FORT MUMBAI 400001 | USA |
| IN30016710153025 | STATE STREET GLOBAL ADVISORS LUXEMBOURG SICAV - STATE STREET EMERGING MARKETS SMALL CAP ESG SCREENED | 70508 | 0.04 | DEUTSCHE BANK AG, DB HOUSE HAZARIMAL SOMANI MARG, P.O.BOX NO. 1142, FORT MUMBAI 400001 | LUXEMBOURG |
| IN30016710156689 | EMERGING MARKETS CORE EQUITY FUND OF DIMENSIONAL FUNDS ICVC | 51783 | 0.03 | DEUTSCHE BANK AG, DB HOUSE HAZARIMAL SOMANI MARG, P.O.BOX NO. 1142, FORT MUMBAI 400001 | UNITED KINGDOM |
| IN30016710156890 | FLORIDA RETIREMENT SYSTEM-VICTORY CAPITAL MANAGEMENT INC.(D/R/A SOPHUS CAPITAL) | 773430 | 0.46 | DEUTSCHE BANK AG, DB HOUSE HAZARIMAL SOMANI MARG, P.O.BOX NO. 1142, FORT MUMBAI 400001 | USA |
| IN30016710159933 | AMERICAN CENTURY ETF TRUST-AVANTIS EMERGING MARKETS EQUITY ETF | 265851 | 0.16 | DEUTSCHE BANK AG, DB HOUSE, HAZARIMAL SOMANI MARG, P.O.BOX NO. 1142, FORT MUMBAI 400001 | USA |
| IN30016710160054 | FLORIDA RETIREMENT SYSTEM - WELLINGTON MANAGEMENT COMPANY LLP | 253400 | 0.15 | DEUTSCHE BANK AG, DB HOUSE, HAZARIMAL SOMANI MARG, P.O.BOX NO. 1142, FORT MUMBAI 400001 | USA |
| IN30016710160958 | AMERICAN CENTURY ETF TRUST - AVANTIS EMERGING MARKETS EQUITY FUND | 14528 | 0.01 | DEUTSCHE BANK AG, DB HOUSE, HAZARIMAL SOMANI MARG, P.O.BOX NO. 1142, FORT MUMBAI 400001 | USA |
| IN30016710164609 | BRIDGEWAY EMERGING MARKETS SMALL CAP FUND (MASTER), LTD | 20569 | 0.01 | DEUTSCHE BANK AG, DB HOUSE HAZARIMAL SOMANI MARG, P.O.BOX NO. 1142, FORT MUMBAI 400001 | CYPRUS |
| IN30016710168185 | GOLDMAN SACHS TRUST - GOLDMAN SACHS EMERGING MARKETS EQUITY INSIGHTS FUND | 516941 | 0.31 | DEUTSCHE BANK AG, DB HOUSE HAZARIMAL SOMANI MARG, P.O.BOX NO. 1142, FORT MUMBAI 400001 | USA |
| IN30016710169081 | AMERICAN CENTURY ETF TRUST-AVANTIS RESPONSIBLE EMERGING MARKETS EQUITY ETF | 2655 | 0.00 | DEUTSCHE BANK AG, DB HOUSE HAZARIMAL SOMANI MARG, P.O.BOX NO. 1142, FORT MUMBAI 400001 | USA |
| IN30152410090603 | GOLDMAN SACHS INVESTMENTS (MAURITIUS) I LTD | 23205 | 0.01 | STANDARD CHARTERED BANK Securities Services, 3rd Floor 23-25, MAHATMA GANDHI ROAD FORT, MUMBAI 400001 | MAURITIUS |
| IN30152430035748 | UBS FUND MANAGEMENT (SWITZERLAND) AG ON BEHALF OF SIHL INSTITUTIONAL FUND - AKTIEN EMERGING MARKETS | 23246 | 0.01 | STANDARD CHARTERED BANK Securities Services, 3rd Floor 23-25, MAHATMA GANDHI ROAD FORT, MUMBAI 400001 | SWITZERLAND |
| IN30152430049602 | CC&L Q EMERGING MARKETS EQUITY FUND | 25478 | 0.02 | STANDARD CHARTERED BANK SECURITIES SERVICES, 3RD FLOOR 23-25 MAHATMA GANDHI ROAD FORT, MUMBAI 400001 | CANADA |
| IN30152430049709 | DFA INTERNATIONAL VECTOR EQUITY FUND | 5791 | 0.00 | STANDARD CHARTERED BANK SECURITIES SERVICES, 3RD FLOOR 23-25 MAHATMA GANDHI ROAD FORT, MUMBAI 400001 | CANADA |
| IN30152430049717 | DFA INTERNATIONAL CORE EQUITY FUND | 14910 | 0.01 | STANDARD CHARTERED BANK SECURITIES SERVICES, 3RD FLOOR 23-25 MAHATMA GANDHI ROAD FORT, MUMBAI 400001 | CANADA |
| IN30152430051108 | HILLSDALE GLOBAL SMALL CAP EQUITY FUND | 75000 | 0.04 | STANDARD CHARTERED BANK SECURITIES SERVICES, 3RD FLOOR 23-25 MAHATMA GANDHI ROAD FORT, MUMBAI 400001 | CANADA |
| IN30179910086198 | UNIVERSAL-INVESTMENT-GESELLSCHAFT MBH ON BEHALF OF BAYK A3-FONDS | 290037 | 0.17 | BNP PARIBAS HOUSE 1 NORTH AVENUE, MAKER MAXITY BANDRA KURLA COMPLEX, BANDRA EAST MUMBAI 400051 | INDIA |



| DPCL | NAME | SHARES | % of shares held | ADDRESS | COUNTRY_INC |
|-------------------|---|--------|------------------|--|----------------|
| IN301799100088827 | BNP PARIBAS ARBITRAGE - ODI | 57 | 0.00 | BNP PARIBAS HOUSE 1 NORTH AVENUE, MAKER MAXITY BANDRA KURLA COMPLEX, BANDRA EAST MUMBAI 400051 | FRANCE |
| IN30317320000220 | PREMIER INVESTMENT FUND LIMITED | 53238 | 0.03 | C/O KOTAK MAHINDRA BANK LIMITED KOTAK INFINITI, BLDG. NO.21, 6TH FLR ZONE IV, CUSTODY SERVS, INFINITI PARK GEN. AK VAIDYA MARG, MALAD E, MUMBAI 400097 | MAURITIUS |
| IN30317320360908 | AECUITAS INDIA FUND OEIC LTD | 105000 | 0.06 | KOTAK MAHINDRA BANK LIMITED KOTAK INFINITI BLDG N. 21 2ND FLR ZONE I CUSTODY SERVS INFINITI PARK GEN A.K.VAIDYA MARG MALAD E MUMBAI 400097 | UAE |
| IN30330710002544 | DOVETAIL GLOBAL FUND PCC - MINERVA INDIA UNDER SERVED FUND | 92373 | 0.05 | DBS BANK INDIA LTD FIRST FLOOR EXPRESS TOWERS NARIMAN POINT 400021 | MAURITIUS |
| IN30343810003257 | VANGUARD TOTAL INTERNATIONAL STOCK INDEX FUND | 745507 | 0.44 | JPMORGAN CHASE BANK N.A. INDIA SUB CUSTODY 6TH FLOOR, PARADIGM B MINDSPACE, MALAD W, MUMBAI 400064 | USA |
| IN30343810006004 | ABU DHABI INVESTMENT AUTHORITY - MONSOON | 165129 | 0.10 | JPMORGAN CHASE BANK N.A. INDIA SUB CUSTODY 6TH FLOOR, PARADIGM B MINDSPACE, MALAD W, MUMBAI 400064 | UAE |
| IN30343810006932 | STICHTING SHELL PENSIOENFONDS | 10074 | 0.01 | JPMORGAN CHASE BANK N.A. INDIA SUB CUSTODY 6TH FLOOR, PARADIGM B MINDSPACE, MALAD W, MUMBAI 400064 | NETHERLAND |
| IN30343810006941 | SHELL PENSIONS TRUST LIMITED AS TRUSTEE OF THE SHELL CONTRIBUTORY PENSION FUND | 3999 | 0.00 | JPMORGAN CHASE BANK N.A. INDIA SUB CUSTODY 6TH FLOOR, PARADIGM B MINDSPACE, MALAD W, MUMBAI 400064 | UNITED KINGDOM |
| IN30343810014255 | ALLIANZ GLOBAL INVESTORS GMBH ACTING ON BEHALF OF ALLIANZGI-FONDS DSPT | 4161 | 0.00 | JPMORGAN CHASE BANK N.A. INDIA SUB CUSTODY 6TH FLOOR, PARADIGM B MINDSPACE, MALAD W, MUMBAI 400064 | GEORGIA |
| IN30343810015268 | ABU DHABI INVESTMENT AUTHORITY - XENON | 158059 | 0.09 | JPMORGAN CHASE BANK N.A. INDIA SUB CUSTODY 6TH FLOOR, PARADIGM B MINDSPACE, MALAD W, MUMBAI 400064 | UAE |
| IN30343810015452 | PUB EQUITIES EMERGING MARKETS 1 | 8380 | 0.00 | JPMORGAN CHASE BANK N.A. INDIA SUB CUSTODY 6TH FLOOR, PARADIGM B MINDSPACE, MALAD W, MUMBAI 400064 | SWITZERLAND |
| IN30343810016654 | VANGUARD EMERGING MARKETS STOCK INDEX FUND, A SERIES OF VANGUARD INTERNATIONAL EQUITY INDEX FUNDS | 861001 | 0.51 | JPMORGAN CHASE BANK N.A. INDIA SUB CUSTODY 6TH FLOOR, PARADIGM B MINDSPACE, MALAD W, MUMBAI 400064 | USA |
| IN30343810016687 | EMERGING MARKETS SMALL CAPITALIZATION EQUITY INDEX NON-LENDABLE FUND | 274173 | 0.16 | JPMORGAN CHASE BANK N.A. INDIA SUB CUSTODY 6TH FLOOR, PARADIGM B MINDSPACE, MALAD W, MUMBAI 400064 | USA |
| IN30343810017116 | EMERGING MARKETS SMALL CAPITALIZATION EQUITY INDEX FUND | 150415 | 0.09 | JPMORGAN CHASE BANK N.A. INDIA SUB CUSTODY 6TH FLOOR, PARADIGM B MINDSPACE, MALAD W, MUMBAI 400064 | USA |
| IN30343810018375 | VANGUARD ESG INTERNATIONAL STOCK ETF | 12236 | 0.01 | JPMORGAN CHASE BANK N.A. INDIA SUB CUSTODY 6TH FLOOR, PARADIGM B MINDSPACE, MALAD W, MUMBAI 400064 | USA |
| IN30343810018480 | VANGUARD FIDUCIARY TRUST COMPANY INSTITUTIONAL TOTAL INTERNATIONAL STOCK MARKET INDEX TRUST | 34760 | 0.02 | JPMORGAN CHASE BANK N.A. INDIA SUB CUSTODY 6TH FLOOR, PARADIGM B MINDSPACE, MALAD W, MUMBAI 400064 | USA |
| IN30343810019218 | SAS TRUSTEE CORPORATION POOLED FUND | 10508 | 0.01 | JPMORGAN CHASE BANK N.A. INDIA SUB CUSTODY 6TH FLOOR, PARADIGM B MINDSPACE, MALAD W, MUMBAI 400064 | AUSTRELIA |
| IN30343810020249 | VANGUARD FIDUCIARY TRUST COMPANY INSTITUTIONAL TOTAL INTERNATIONAL STOCK MARKET INDEX TRUST II | 345724 | 0.20 | JPMORGAN CHASE BANK N.A. INDIA SUB CUSTODY 6TH FLOOR, PARADIGM B MINDSPACE, MALAD W, MUMBAI 400064 | USA |
| IN30343810020925 | UNIVERSAL-INVESTMENT-GESELLSCHAFT MBH ON BEHALF OF UI-E | 16994 | 0.01 | JPMORGAN CHASE BANK N.A. INDIA SUB CUSTODY, 6TH FLOOR, PARADIGM B, MINDSPACE, MALAD W, MUMBAI 400064 | GEORGIA |
| IN30343810021090 | NVIT GS EMERGING MARKETS EQUITY INSIGHTS FUND | 45505 | 0.03 | JPMORGAN CHASE BANK N.A. INDIA SUB CUSTODY, 6TH FLOOR, PARADIGM B, MINDSPACE, MALAD W, MUMBAI 400064 | USA |
| IN30005410074905 | WORLD EX U.S. CORE EQUITY PORTFOLIO OF DFA INVESTMENT DIMENSIONS GROUP INC. | 39899 | 0.02 | CITIBANK N.A. CUSTODY SERVICES FIFC- 9TH FLOOR, G BLOCK PLOT C-54 AND C-55, BKC BANDRA - EAST, MUMBAI 400098 | USA |
| IN30005410085015 | NORTHERN TRUST COLLECTIVE EMERGING MARKETS SMALL CAP INDEX FUND- NON LENDING | 72026 | 0.04 | CITIBANK N.A. CUSTODY SERVICES FIFC- 9TH FLOOR, G BLOCK PLOT C-54 AND C-55, BKC BANDRA - EAST, MUMBAI 400098 | USA |



| DPCL | NAME | SHARES | % of shares held | ADDRESS | COUNTRY_INC |
|------------------|---|---------|------------------|---|-------------|
| IN30005410109504 | BOFA SECURITIES EUROPE SA | 373 | 0.00 | CITIBANK N.A. CUSTODY SERVICES FIFC- 9TH FLOOR, G BLOCK PLOT C-54 AND C-55, BKC BANDRA - EAST, MUMBAI 400098 | FRANCE |
| IN30005410115430 | GOLDMAN SACHS FUNDS - GOLDMAN SACHS EMERGING MARKETS CORE (R) EQUITY PORTFOLIO | 1015416 | 0.60 | CITIBANK N.A. CUSTODY SERVICES FIFC- 9TH FLOOR, G BLOCK PLOT C-54 AND C-55, BKC BANDRA - EAST, MUMBAI 400098 | LUXEMBOURG |
| IN30005410118830 | DIMENSIONAL EMERGING MARKETS VALUE ETF OF DIMENSIONAL ETF TRUST | 6708 | 0.00 | CITIBANK N.A. CUSTODY SERVICES FIFC- 9TH FLOOR, G BLOCK PLOT C-54 AND C-55, BKC BANDRA - EAST, MUMBAI 400098 | USA |
| IN30005410119853 | LOCKHEED MARTIN CORPORATION DEFINED CONTRIBUTION PLANS MASTER TRUST | 94934 | 0.06 | CITIBANK N.A. CUSTODY SERVICES FIFC- 9TH FLOOR, G BLOCK PLOT C-54 AND C-55, BKC BANDRA - EAST, MUMBAI 400098 | USA |
| IN30014210762745 | FIS GROUP COLLECTIVE INVESTMENT TRUST - FIS GROUP NON-US INTERNATIONAL SMALL CAP FUND | 15000 | 0.01 | HSBC SECURITIES SERVICES 11TH FLR, BLDG NO.3, NESCO - IT PARK NESCO COMPLEX, W E HIGHWAY GOREGAON EAST, MUMBAI 400063 | USA |
| IN30014210783250 | AMERICAN CENTURY ETF TRUST-AVANTIS EMERGING MARKETS VALUE ETF | 18583 | 0.01 | HSBC SECURITIES SERVICES 11TH FLR, BLDG NO.3, NESCO - IT PARK NESCO COMPLEX, W E HIGHWAY GOREGAON EAST, MUMBAI 400063 | USA |
| IN30014220772391 | STATE STREET GLOBAL SMALL CAP EQUITY EX-U.S. INDEX NON-LENDING SERIES FUND | 144023 | 0.09 | HSBC SECURITIES SERVICES 11TH FLOOR BLDG 3 NESCO IT PARK NESCO COMPLEX W E HIGHWAY GOREGAON EAST MUMBAI 400063 | USA |
| IN30016710100587 | EMERGING MARKETS VALUE FUND OF DIMENSIONAL FUNDS PLC | 51015 | 0.03 | DEUTSCHE BANK AG, DB HOUSE HAZARIMAL SOMANI MARG, P.O.BOX NO. 1142, FORT MUMBAI 400001 | IRELAND |
| IN30016710114824 | INTERNATIONAL BANK FOR RECONSTRUCTION AND DEVELOPMENT AS TRUSTEE FOR THE STAFF RETIREMENT PLAN AND T | 76149 | 0.04 | DEUTSCHE BANK AG, DB HOUSE HAZARIMAL SOMANI MARG, P.O.BOX NO. 1142, FORT MUMBAI 400001 | USA |
| IN30016710122568 | RUSSELL INVESTMENT COMPANY PLC - ACADIAN EMERGING MARKETS EQUITY UCITS II | 10228 | 0.01 | DEUTSCHE BANK AG, DB HOUSE HAZARIMAL SOMANI MARG, P.O.BOX NO. 1142, FORT MUMBAI 400001 | IRELAND |
| IN30016710141503 | CCR I Q GLOBAL EQUITY FUND | 787 | 0.00 | DEUTSCHE BANK AG, DB HOUSE HAZARIMAL SOMANI MARG, P.O.BOX NO. 1142, FORT MUMBAI 400001 | CANADA |
| IN30152430053007 | DFA GLOBAL SUSTAINABILITY CORE EQUITY FUND | 3027 | 0.00 | STANDARD CHARTERED BANK SECURITIES SERVICES, 3RD FLOOR 23-25 MAHATMA GANDHI ROAD FORT, MUMBAI 400001 | CANADA |
| IN30343810016679 | EMERGING MARKETS SMALL CAPITALIZATION EQUITY INDEX FUND B | 13998 | 0.01 | JPMORGAN CHASE BANK N.A. INDIA SUB CUSTODY 6TH FLOOR, PARADIGM B MINDSPACE, MALAD W, MUMBAI 400064 | USA |
| IN30343810019162 | SOCIETE GENERALE SECURITIES SERVICES GMBH ON BEHALF OF PT-MASTER | 114299 | 0.07 | JPMORGAN CHASE BANK N.A. INDIA SUB CUSTODY 6TH FLOOR, PARADIGM B MINDSPACE, MALAD W, MUMBAI 400064 | GEORGIA |
| IN30343810022888 | AQR EMERGING SMALL CAP EQUITY FUND, L.P. | 28961 | 0.02 | JPMORGAN CHASE BANK N.A. INDIA SUB CUSTODY 6TH FLOOR, PARADIGM B, MINDSPACE, MALAD W MUMBAI 400064 | USA |
| IN30005410013410 | EMERGING MARKETS CORE EQUITY PORTFOLIO (THE PORTFOLIO) OF DFA INVESTMENT DIMENSIONS GROUP INC. (DFAI) | 984305 | 0.58 | CITIBANK N.A. CUSTODY SERVICES FIFC- 9TH FLOOR, G BLOCK PLOT C-54 AND C-55, BKC BANDRA - EAST, MUMBAI 400098 | USA |
| IN30005410017712 | EMERGING MARKETS SOCIAL CORE EQUITY PORTFOLIO OF DFA INVESTMENT DIMENSIONS GROUP INC. | 51275 | 0.03 | CITIBANK N.A. CUSTODY SERVICES FIFC- 9TH FLOOR, G BLOCK PLOT C-54 AND C-55, BKC BANDRA - EAST, MUMBAI 400098 | USA |
| IN30005410108155 | USAA MUTUAL FUNDS TRUST, SUSTAINABLE WORLD FUND | 76815 | 0.05 | CITIBANK N.A. CUSTODY SERVICES FIFC- 9TH FLOOR, G BLOCK PLOT C-54 AND C-55, BKC BANDRA - EAST, MUMBAI 400098 | USA |
| IN30005410108911 | SEGALL BRYANT & HAMILL EMERGING MARKETS FUND | 4561 | 0.00 | CITIBANK N.A. CUSTODY SERVICES FIFC- 9TH FLOOR, G BLOCK PLOT C-54 AND C-55, BKC BANDRA - EAST, MUMBAI 400098 | USA |
| IN30014210779541 | PUBLIC EMPLOYEES RETIREMENT SYSTEM OF OHIO | 38313 | 0.02 | HSBC SECURITIES SERVICES 11TH FLOOR, BLDG 3, NESCO - IT PARK NESCO COMPLEX, W.E. HIGHWAY GOREGAON (EAST), MUMBAI 400063 | USA |



| DPCL | NAME | SHARES | % of shares held | ADDRESS | COUNTRY_INC |
|------------------|--|----------|------------------|---|-------------|
| IN30014210788569 | LOCKHEED MARTIN CORPORATION MASTER RETIREMENT TRUST | 58394 | 0.03 | HSBC SECURITIES SERVICES 11TH FLOOR, BLDG 3, NESCO - IT PARK NESCO COMPLEX, W.E. HIGHWAY GOREGAON (EAST), MUMBAI 400063 | USA |
| IN30014210789640 | PGIM QUANT SOLUTIONS EMERGING MARKETS SMALL CAP EQUITY FUND OF THE PRUDENTIAL TRUST COMPANY COLLECTI | 25035 | 0.01 | HSBC SECURITIES SERVICES 11TH FLR, BLDG NO.3, NESCO - IT PARK NESCO COMPLEX, W E HIGHWAY GOREGAON EAST, MUMBAI 400063 | USA |
| IN30016710084227 | RENAISSANCE EMERGING MARKETS EQUITY PRIVATE POOL- PZENA INVESTMENT MANAGEMENT LLC | 167049 | 0.10 | DEUTSCHE BANK AG, DB HOUSE HAZARIMAL SOMANI MARG, P.O.BOX NO. 1142, FORT MUMBAI 400001 | CANADA |
| IN30016710100511 | EMERGING MARKETS TARGETED VALUE FUND OF THE DIMENSIONAL FUNDS II PUBLIC LIMITED COMPANY | 30734 | 0.02 | DEUTSCHE BANK AG, DB HOUSE HAZARIMAL SOMANI MARG, P.O.BOX NO. 1142, FORT MUMBAI 400001 | IRELAND |
| IN30343810011537 | FLEXSHARES MORNINGSTAR EMERGING MARKETS FACTOR TILT INDEX FUND | 2867 | 0.00 | JPMORGAN CHASE BANK N.A. INDIA SUB CUSTODY 6th FLOOR, PARADIGM B MINDSPACE, MALAD W, MUMBAI 400064 | USA |
| IN30343810013442 | STICHTING DEPOSITARY APG EMERGING MARKETS EQUITY POOL | 1476791 | 0.87 | JPMORGAN CHASE BANK N.A. INDIA SUB CUSTODY 6th FLOOR, PARADIGM B MINDSPACE, MALAD W, MUMBAI 400064 | NETHERLAND |
| | TOTAL | 19461411 | 11.49 | | |



Qutub

JK PAPER LTD.

Nehru House, 4 Bahadur Shah Zafar Marg, New Delhi-110002



Annexure-4

IX. MEETINGS OF MEMBERS/CLASS OF MEMBERS/ BOARD/COMMITTEES OF THE BOARD OF DIRECTORS

C. Committee Meetings (Annexure in continuation to the 10 Committee meetings already mentioned in form MGT-7)

| S. No. | Type of meeting | Date of meeting | Total Number of Members as on the date of the meeting | Attendance | |
|--------|---|-----------------|---|----------------------------|-----------------|
| | | | | Number of members attended | % of attendance |
| 11. | Risk Management Committee | 12/07/2022 | 5 | 5 | 100 |
| 12. | Risk Management Committee | 21/12/2022 | 5 | 5 | 100 |
| 13. | Corporate Social Responsibility Committee | 13/05/2022 | 3 | 3 | 100 |
| 14. | Corporate Social Responsibility Committee | 06/02/2023 | 4 | 4 | 100 |
| 15. | Committee of Directors | 13/04/2022 | 5 | 3 | 60 |
| 16. | Committee of Directors | 27/06/2022 | 5 | 4 | 80 |
| 17. | Committee of Directors | 01/08/2022 | 5 | 3 | 60 |
| 18. | Committee of Directors | 22/08/2022 | 5 | 4 | 80 |
| 19. | Committee of Directors | 19/09/2022 | 5 | 4 | 80 |
| 20. | Committee of Directors | 30/09/2022 | 5 | 4 | 80 |
| 21. | Committee of Directors | 07/12/2022 | 5 | 4 | 80 |
| 22. | Committee of Directors | 16/01/2023 | 5 | 3 | 60 |
| 23. | Committee of Directors | 17/02/2023 | 5 | 3 | 60 |
| 24. | Committee of Directors | 22/02/2023 | 5 | 4 | 80 |
| 25. | Committee of Directors | 17/03/2023 | 5 | 3 | 60 |

For JK Paper Limited

Deepak Gupta
Company Secretary
(FCS 4615)

Date: 18.10.2023



Admn. Office : Ph.: 91-11-66001132, 66001112, 23311112-5, Fax: 91-11-23712680, Website: www.jkpaper.com
Regd. Office : P.O. Central Pulp Mills, Fort Songadh, Dist. Tapi (Guj.)-394660
Ph: 91-2624-220138, E-mail: cpm@cpmjk.jkmail.com CIN L21010GJ1960PLC018099